

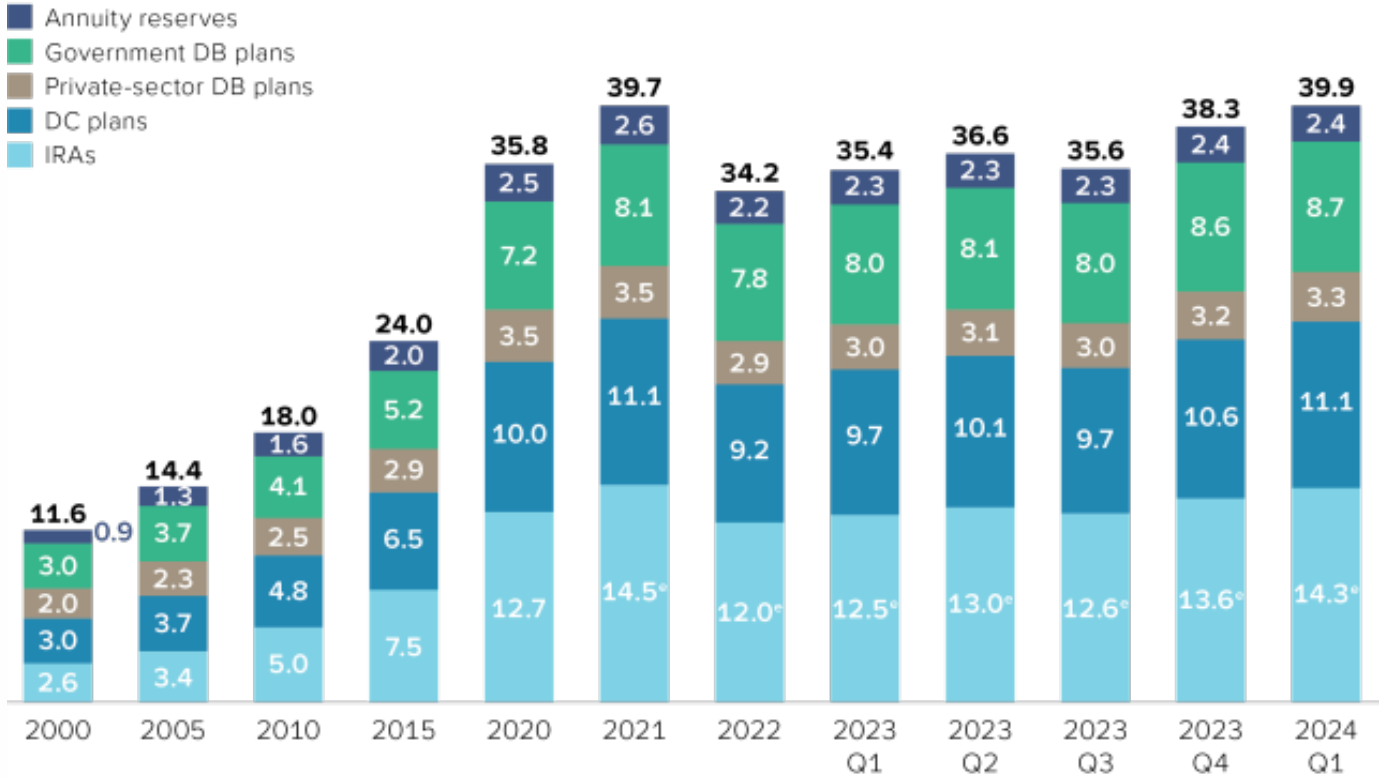
June 13, 2024

# Retirement Assets Total \$39.9 Trillion in First Quarter 2024

**Washington, DC; June 13, 2024**— Total US retirement assets were \$39.9 trillion as of March 31, 2024, up 4.3 percent from December 2023. Retirement assets accounted for 33 percent of all household financial assets in the United States at the end of March 2024.

## US Total Retirement Market Assets

Trillion of U.S. Dollars of Assets Under Management



<sup>e</sup> Data are estimated.

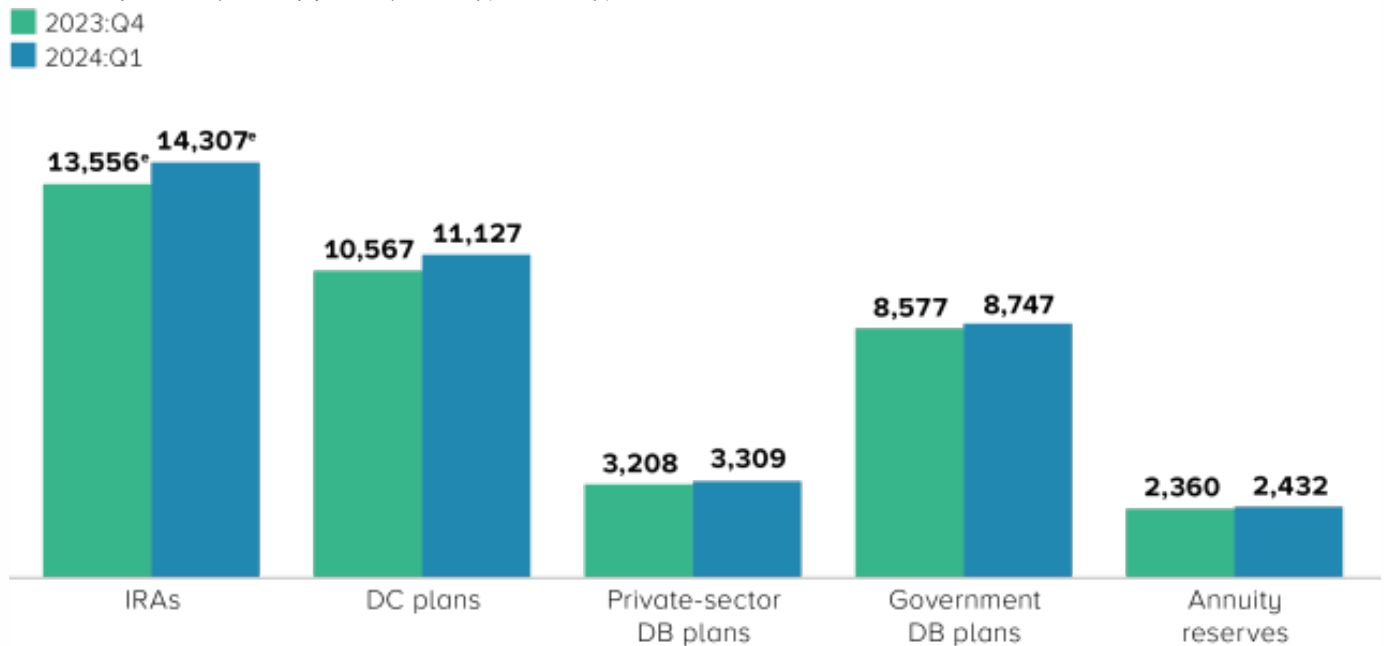
Note: For definitions of plan categories, see Table 1 in “The US Retirement Market, First Quarter 2024.” Components may not add to the total because of rounding.

Sources: Investment Company Institute, Federal Reserve Board, Department of Labor, National Association of Government Defined Contribution Administrators, American Council of Life Insurers, and Internal Revenue Service Statistics of Income Division

Assets in individual retirement accounts (IRAs) totaled \$14.3 trillion at the end of the first quarter of 2024, an increase of 5.5 percent from the end of the fourth quarter of 2023. Defined contribution (DC) plan assets were \$11.1 trillion at the end of the first quarter, up 5.3 percent from December 31, 2023. Government defined benefit (DB) plans—including federal, state, and local government plans—held \$8.7 trillion in assets as of the end of March 2024, a 2.0 percent increase from the end of December 2023. Private-sector DB plans held \$3.3 trillion in assets at the end of the first quarter of 2024, and annuity reserves outside of retirement accounts accounted for another \$2.4 trillion.

## Retirement Assets by Type

Billions of dollars, end-of-period, 2023:Q4–2024:Q1



<sup>e</sup> Data are estimated.

Sources: Investment Company Institute and Federal Reserve Board

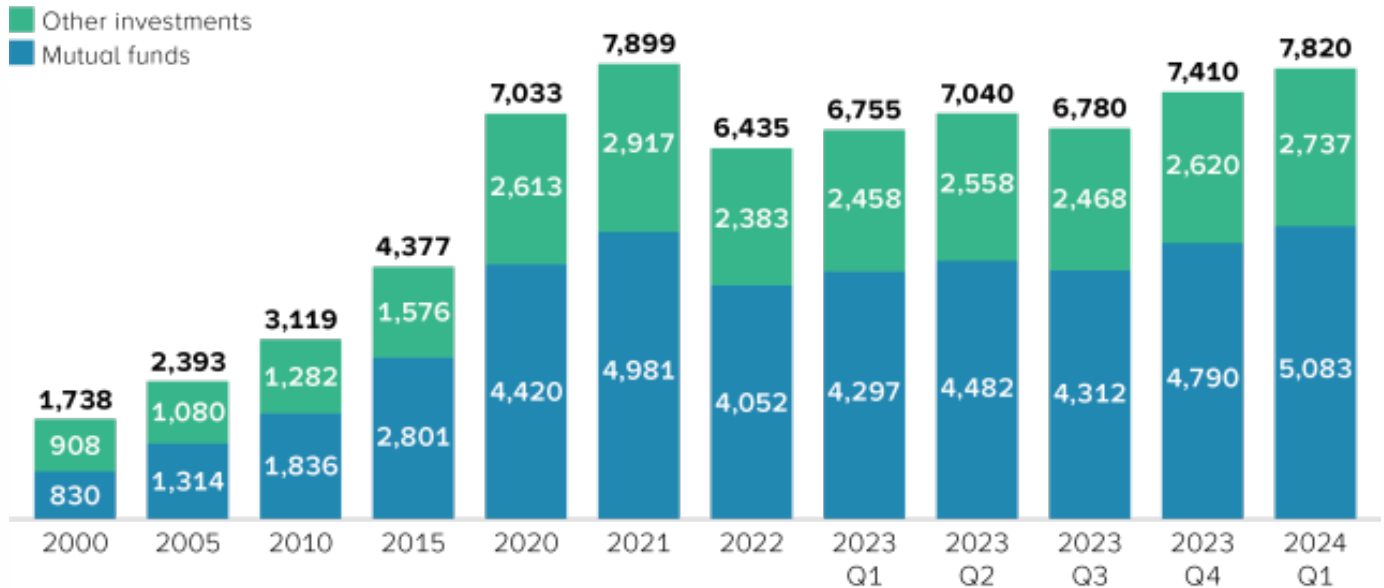
## Defined Contribution Plans

Americans held \$11.1 trillion in all employer-based DC retirement plans on March 31, 2024, of which \$7.8 trillion was held in 401(k) plans. In addition to 401(k) plans, at the end of the first quarter, \$620

billion was held in other private-sector DC plans, \$1.3 trillion in 403(b) plans, \$455 billion in 457 plans, and \$893 billion in the Federal Employees Retirement System’s Thrift Savings Plan (TSP). Mutual funds managed \$5.1 trillion, or 65 percent, of assets held in 401(k) plans at the end of March 2024. With \$3.0 trillion, equity funds were the most common type of funds held in 401(k) plans, followed by \$1.4 trillion in hybrid funds, which include target date funds.

## 401(k) Plan Assets

Billions of dollars, end-of-period, selected periods



Note: Components may not add to the total because of rounding.

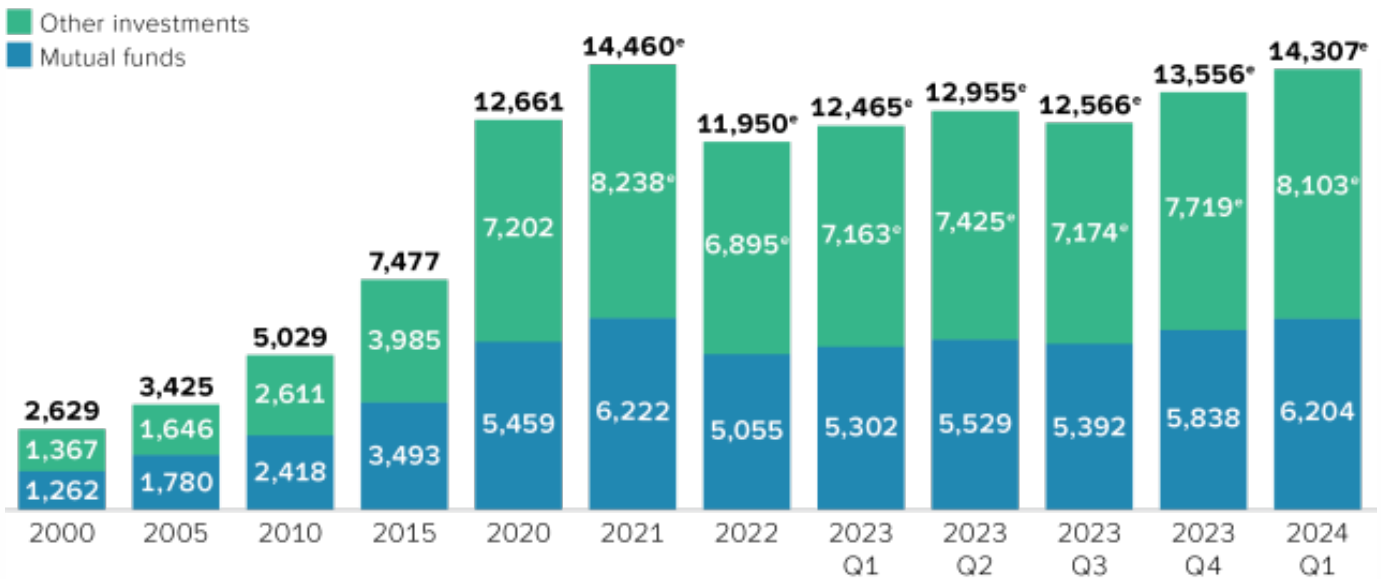
Sources: Investment Company Institute and Department of Labor

## Individual Retirement Accounts

IRAs held \$14.3 trillion in assets at the end of the first quarter of 2024. Forty-three percent of IRA assets, or \$6.2 trillion, was invested in mutual funds. With \$3.6 trillion, equity funds were the most common type of funds held in IRAs, followed by \$1.1 trillion in hybrid funds.

## IRA Market Assets

Billions of dollars, end-of-period, selected periods



<sup>e</sup> Data are estimated.

Note: Components may not add to the total because of rounding.

Sources: Investment Company Institute, Federal Reserve Board, American Council of Life Insurers, and Internal Revenue Service Statistics of Income Division

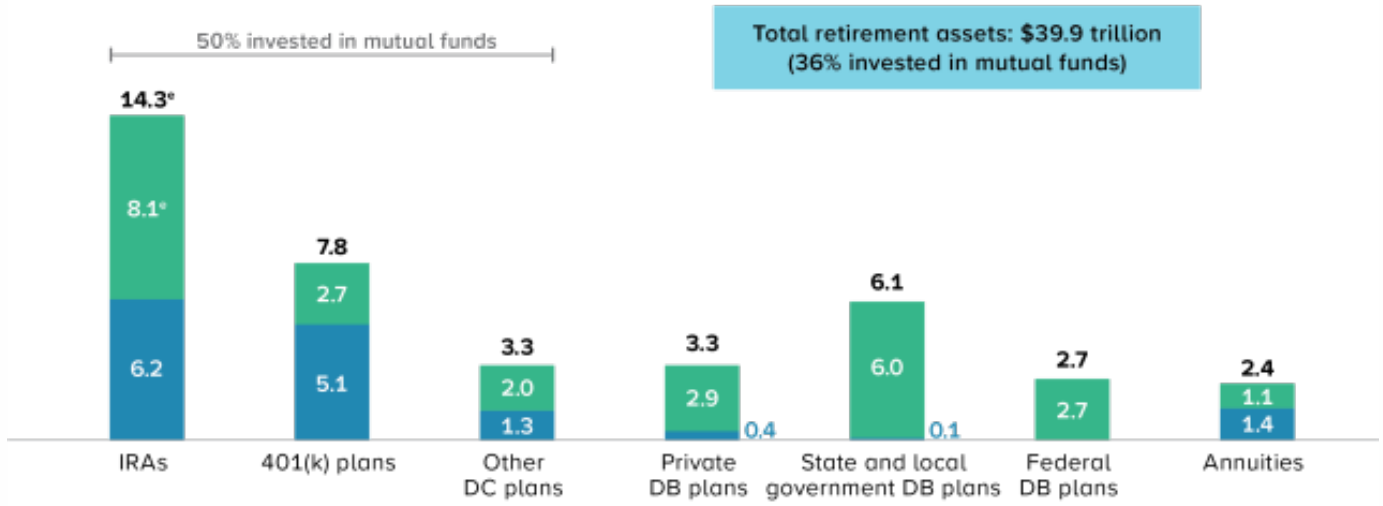
## Other Developments

Mutual funds play a key role in US households' individual account-based retirement savings but are less important for traditional DB plans. Mutual funds represent \$12.6 trillion, or 50 percent, of the assets held in IRAs and DC plans in March 2024. Mutual funds are also held through variable annuities (VAs), which have similar tax advantages and restrictions as retirement plans and are counted as part of Americans' nest egg for retirement. In March 2024, VA mutual fund assets outside retirement plans amounted to \$1.4 trillion.

### Mutual Funds Play an Important Role in Account-Based Retirement Saving

*Assets, trillions of dollars, 2024:Q1, period-end*

■ Other investments  
■ Mutual funds



<sup>e</sup> Data are estimated.

Note: Components may not add to the total because of rounding.

Sources: Investment Company Institute and Federal Reserve Board

The quarterly retirement data tables are available at [“The US Retirement Market, First Quarter 2024.”](#)

Copyright © by the Investment Company Institute. All rights reserved. Information may be abridged and therefore incomplete.

Communications from the Institute do not constitute, and should not be considered a substitute for, legal advice.